

# Goodspeed *INDOOR* *retopping*

(Formerly known as PORPLASTIC INDOOR retopping)

Tailor-made solutions – Revitalization and renovation of sports hall surfaces

## Application Fields

Sport halls

School sports halls

Multi-purpose leisure hall



Quick to execute



Cost-saving



Available in many colours

## Performance check



Quick to execute



Cost saving






Colour of existing sport surface or new colour possible



For coverings <10mm thickness



Layer	Consumption	Thickness	Application
<b>LINE PAINT</b> Goodspeed X8005 	10 – 15 g/lfm	ca. 0.10 – 0.20mm	Roller or brush
<b>FLEXIBLE TOP FINISH</b> Goodspeed S6000P 	0.10 – 0.13 kg/m <sup>2</sup>	ca. 0.05 – 0.10 mm	roller
<b>SELF LEVELING LAYER</b> Goodspeed C524 	ca. 2.8 kg/m <sup>2</sup>	ca. 2 mm	Notched trowel

## Preparation

- Clean old surface thoroughly Any damages (splits etc.) must be repaired
- Abrade surface with abrasive paper (24 or 36)
- Remove dust with industrial vacuum cleaner
- Remove last traces of dust by wiping with damp cloth, if necessary
- Surface must be absolutely dry, clean and free from dust or any substance that could inhibit adhesion
- Retopping in the same system build-up as the existing coating

Remark: for further information please refer to the product data sheets or contact our technical service. All data are approximate values. Therefore, no liability claims can be derived from the system data sheet. As all Goodspeed data sheets are updated on a regular basis it is the users' responsibility to obtain the most recent issue (see [www.porplastic.com](http://www.porplastic.com) or contact us directly). Date of issue: June 2025 – all technical information is subject to change without prior notice.



### Distributor:

Goodspeed America Inc., 24624 Interstate 45 North, Suite 200 • Spring, Texas 77386, U.S.A.

Email: [bstorey@goodspeed-america.com](mailto:bstorey@goodspeed-america.com), [www.goodspeed-america.com](http://www.goodspeed-america.com)

